

IPEDS 2021-22 Data Collection System

IPEDS HELP DESK (877) 225-2568 | ipedshelp@rti.org

OMB NO. 1850-0582 v.29 : Approval Expires 8/31/2022

User ID: P1991201

12-month Enrollment 2021-22

Institution: University of North Carolina at Chapel Hill (199120)

User ID: P1991201

Overview

12-month Enrollment Overview

The 12-month Enrollment component collects unduplicated student enrollment counts and instructional activity data for an entire 12-month period. Using the instructional activity data reported, a full-time equivalent (FTE) student enrollment at the undergraduate and graduate level is estimated (4-year institutions only). Institutions with Doctor's - professional practice students will also report the FTE enrollment of those students (4-year institutions only). NCES uses the FTE enrollment to produce indicators such as expenses by function per FTE as reported in the IPEDS Data Feedback Report.

Data Reporting Reminder:

- All institutions must use the July 1 - June 30 reporting period.
- Report data to accurately reflect the time period corresponding with the IPEDS survey component, even if such reporting is seemingly inconsistent with prior-year reporting. For example, if a summer term began later than usual due to Coronavirus Pandemic postponements, continue to report using the timeframes as defined in the IPEDS instructions. NCES expects that some data reported during the 2021-22 data collection year will vary from established prior trends due to the impacts of Coronavirus Pandemic. If an error edit is triggered even when submitting accurate data, please indicate in the corresponding context box or verbally to the Help Desk that the seemingly inconsistent data are accurate and reflect the effects of Coronavirus Pandemic.

Changes to reporting for 2021-22:

- New FAQ has been added to clarify reporting of degree/certificate-seeking undergraduates across EF, E12, and OM survey components.
- Edited FAQs to clarify student enrollment statuses (e.g., full-time/part-time) are typically not determined by summer term enrollment, but rather determined at their first full term of enrollment (i.e., fall or spring).

Resources:

- To download the survey materials for this component: [Survey Materials](#)
- To access your prior year data submission for this component: [Reported Data](#)

If you have questions about completing this survey, please contact the IPEDS Help Desk at 1-877-225-2568.

Institution: University of North Carolina at Chapel Hill (199120)


User ID: P1991201

Undergraduate Instructional Activity Type

Which instructional activity units will you use to report undergraduate instructional activity?

- Undergraduate instructional activity data in Part B may be reported in units of clock hours or credit hours.
- Please note that any graduate level instructional activity must be reported in credit hours. (4-year institutions only)

- Clock hours
- Credit hours
- Both clock and credit hours (some undergraduate programs measured in clock hours and some measured in credit hours)

 You may use the box below to provide additional context for the data you have reported above. Context notes will be posted on the College Navigator website. Therefore, you should write all context notes using proper grammar (e.g., complete sentences with punctuation) and common language that can be easily understood by students and parents (e.g., spell out acronyms).

Institution: University of North Carolina at Chapel Hill (199120)

Part A - Unduplicated Count for Full-time Undergraduate Students

12-month Unduplicated Count by Race/Ethnicity and Gender - Full-time Undergraduate Students

July 1, 2020 – June 30, 2021

Reporting Reminders:

- The 12-month unduplicated count must be equal or greater than the corresponding prior year fall enrollment.
- Report Hispanic/Latino individuals of any race as Hispanic/Latino
- Report race for non-Hispanic/Latino individuals only
- Even though Teacher Preparation certificate programs may require a bachelor's degree for admission, they are considered subbaccalaureate undergraduate programs, and students in these programs are undergraduate students.

Men

Students enrolled for <u>credit</u>	Degree/certificate-seeking			Total degree/certificate-seeking	Non-degree/ non-certificate-seeking	Total, Full-time undergraduate students
	First-time	Non-first-time				
		Transfer-in	Continuing/ Returning			
<u>Nonresident alien</u>	104	38	266	408	1	409
<u>Hispanic/Latino</u>	153	43	418	614	0	614
<u>American Indian or Alaska Native</u>	7	0	23	30	0	30
<u>Asian</u>	247	41	690	978	0	978
<u>Black or African American</u>	152	24	408	584	0	584
<u>Native Hawaiian or Other Pacific Islander</u>	1	0	4	5	0	5
<u>White</u>	923	225	3,097	4,245	2	4,247
Two or more races	94	22	247	363	0	363
<u>Race and ethnicity unknown</u>	45	5	173	223	0	223
Total men	1,726	398	5,326	7,450	3	7,453
Total men prior year	1,672	382	5,453	7,507	10	7,517

Women

Students enrolled for <u>credit</u>	Degree/certificate-seeking			Total degree/certificate-seeking	Non-degree/ non-certificate-seeking	Total, Full-time undergraduate students
	First-time	Non-first-time				
		Transfer-in	Continuing/ Returning			
<u>Nonresident alien</u>	100	30	285	415	1	416
<u>Hispanic/Latino</u>	269	100	769	1,138	0	1,138
<u>American Indian or Alaska Native</u>	7	3	35	45	0	45
<u>Asian</u>	358	56	915	1,329	0	1,329

<u>Black or African American</u>	231	42	716	989	2	991
<u>Native Hawaiian or Other Pacific Islander</u>	1	0	4	5	0	5
<u>White</u>	1,516	323	4,575	6,414	6	6,420
Two or more races	141	41	435	617	0	617
<u>Race and ethnicity unknown</u>	63	13	266	342	0	342
Total women	2,686	608	8,000	11,294	9	11,303
Total women prior year	2,517	538	8,178	11,233	15	11,248
Grand total (2020-21)	4,412	1,006	13,326	18,744	12	18,756
Prior year data:						
Grand total (men+women) prior year	4,189	920	13,631	18,740	25	18,765
Total Full-time undergraduate enrollment Fall 2020 <i>NOTE: Grand total (2020-21) calculated above is expected to be greater than total Full-time undergraduate enrollment Fall 2020.</i>	4,396	921	13,177	18,494	11	18,505

Institution: University of North Carolina at Chapel Hill (199120)

Part A - Unduplicated Count for Part-time Undergraduate Students

12-month Unduplicated Count by Race/Ethnicity and Gender - Part-time Undergraduate Students

July 1, 2020 – June 30, 2021

Reporting Reminders:

- The 12-month unduplicated count must be equal or greater than the corresponding prior year fall enrollment.
- Report Hispanic/Latino individuals of any race as Hispanic/Latino
- Report race for non-Hispanic/Latino individuals only
- Even though Teacher Preparation certificate programs may require a bachelor's degree for admission, they are considered subbaccalaureate undergraduate programs, and students in these programs are undergraduate students.

Men

Students enrolled for <u>credit</u>	<u>Degree/certificate-seeking</u>			Total degree/certificate-seeking	Non-degree/ non-certificate-seeking	Total, Part-time undergraduate students
	<u>First-time</u>	<u>Non-first-time</u>				
		<u>Transfer-in</u>	<u>Continuing/ Returning</u>			
<u>Nonresident alien</u>	6	1	19	26	11	37
<u>Hispanic/Latino</u>	1	2	42	45	22	67
<u>American Indian or Alaska Native</u>	0	0	1	1	4	5
<u>Asian</u>	3	5	38	46	29	75
<u>Black or African American</u>	4	4	63	71	47	118
<u>Native Hawaiian or Other Pacific Islander</u>	0	0	0	0	0	0
<u>White</u>	11	17	313	341	152	493
Two or more races	0	3	37	40	14	54
<u>Race and ethnicity unknown</u>	2	1	13	16	8	24
Total men	27	33	526	586	287	873
Total men prior year	22	32	433	487	205	692

Women

Students enrolled for <u>credit</u>	<u>Degree/certificate-seeking</u>			Total degree/certificate-seeking	Non-degree/ non-certificate-seeking	Total, Part-time undergraduate students
	<u>First-time</u>	<u>Non-first-time</u>				
		<u>Transfer-in</u>	<u>Continuing/ Returning</u>			
<u>Nonresident alien</u>	4	3	18	25	10	35
<u>Hispanic/Latino</u>	7	5	63	75	32	107
<u>American Indian or Alaska Native</u>	0	0	2	2	3	5
<u>Asian</u>	9	3	54	66	48	114

<u>Black or African American</u>	<input type="text" value="1"/>	<input type="text" value="1"/>	<input type="text" value="75"/>	77	<input type="text" value="47"/>	124
<u>Native Hawaiian or Other Pacific Islander</u>	<input type="text" value="0"/>	<input type="text" value="0"/>	<input type="text" value="0"/>	0	<input type="text" value="0"/>	0
<u>White</u>	<input type="text" value="21"/>	<input type="text" value="22"/>	<input type="text" value="296"/>	339	<input type="text" value="162"/>	501
Two or more races	<input type="text" value="2"/>	<input type="text" value="1"/>	<input type="text" value="41"/>	44	<input type="text" value="11"/>	55
<u>Race and ethnicity unknown</u>	<input type="text" value="1"/>	<input type="text" value="1"/>	<input type="text" value="13"/>	15	<input type="text" value="6"/>	21
Total women	45	36	562	643	319	962
Total women prior year	40	32	418	490	268	758
Grand total (2020-21)	72	69	1,088	1,229	606	1,835
Prior year data:						
Grand total (men+women) prior year	62	64	851	977	473	1,450
Total Part-time undergraduate enrollment Fall 2020 <i>NOTE: Grand total (2020-21) calculated above is expected to be greater than total Part-time undergraduate enrollment Fall 2020.</i>	49	31	687	767	123	890

Institution: University of North Carolina at Chapel Hill (199120)

Part A - Unduplicated Count for Graduate Students

12-month Unduplicated Count by Race/Ethnicity and Gender - Graduate Students

July 1, 2020 – June 30, 2021

Reporting Reminders:

- The 12-month unduplicated count must be equal or greater than the corresponding prior year fall enrollment.
- Report Hispanic/Latino individuals of any race as Hispanic/Latino
- Report race for non-Hispanic/Latino individuals only
- Report **all** postbaccalaureate degree and certificate students as graduate students, **including any doctor's - professional practice students (formerly first-professional)**

Men

Students <u>enrolled for credit</u>	<u>Graduate students</u>
<u>Nonresident alien</u>	569
<u>Hispanic/Latino</u>	348
<u>American Indian or Alaska Native</u>	17
<u>Asian</u>	418
<u>Black or African American</u>	353
<u>Native Hawaiian or Other Pacific Islander</u>	5
<u>White</u>	3,215
Two or more races	210
<u>Race and ethnicity unknown</u>	103
Total men	5,238
Total men prior year	5,175

Women

Students <u>enrolled for credit</u>	<u>Graduate students</u>
<u>Nonresident alien</u>	550
<u>Hispanic/Latino</u>	508
<u>American Indian or Alaska Native</u>	23
<u>Asian</u>	601
<u>Black or African American</u>	674
<u>Native Hawaiian or Other Pacific Islander</u>	4
<u>White</u>	4,300
Two or more races	313
<u>Race and ethnicity unknown</u>	141
Total women	7,114

Total women prior year	6,770
Grand total (2020-21)	12,352
Prior year data:	
Unduplicated headcount (2019-20)	11,945
 Total enrollment Fall 2020 <i>NOTE: Grand total (2020-21) calculated above is expected to be greater than Total enrollment Fall 2020.</i>	10,697


Institution: University of North Carolina at Chapel Hill (199120)

Part A – 12-month Enrollment by Distance Education Status

12-month Unduplicated Count - Distance Education Status

July 1, 2020 – June 30, 2021

	Undergraduate Students		Graduate Students
	Degree/certificate-seeking	Non-degree/non-certificate-seeking	
Students enrolled exclusively in <u>distance education courses</u>	<input checked="" type="checkbox"/> 13,428	568	<input checked="" type="checkbox"/> 6,332
Students enrolled in at least one but not all distance education courses	6,388	20	4,444
Students not enrolled in any distance education courses	157	30	1,576
Total (from prior part A screens)	19,973	618	12,352

 You may use the box below to provide additional context for the data you have reported above. Context notes will be posted on the College Navigator website. Therefore, you should write all context notes using proper grammar (e.g., complete sentences with punctuation) and common language that can be easily understood by students and parents (e.g., spell out acronyms).

Institution: University of North Carolina at Chapel Hill (199120)

Part B - Instructional Activity

12-month Instructional Activity

July 1, 2020 - June 30, 2021

Instructional Activity Reporting Reminder:

- Instructional activity is used to calculate an IPEDS FTE based on the institution's reported calendar system.
- Graduate credit hour activity should not include any doctor's - professional practice activity, the total of those students' FTE is entered separately instead.

FTE Reporting Reminder:

- Institutions need not report their own calculations of undergraduate or graduate FTE unless IPEDS FTE calculations would be misleading for comparison purposes among all IPEDS reporting institutions.

Instructional Activity

	2020-21 total activity	Prior year data
Undergraduate level:		
<u>Credit hour activity</u>	561,263	562,149
Graduate level:		
<u>Credit hour activity</u> (Do not include doctor's-professional practice instructional activity here; the total FTE of those students should be entered separately below)	153,000	153,382

Full-Time Equivalent (FTE) of Students


	2020-21 total activity	Prior year data
<u>Doctor's - professional practice level:</u>		
<u>Doctor's - professional practice</u> FTE student estimate	3,879	3,912

Calendar system (as reported on the prior year IC Header survey component):	Semester
---	----------

If the IPEDS calculated FTE estimates below are not reasonable, **AND** you have reported the correct instructional activity hours above, enter your best FTE estimate in the "Institution reported FTE" column below and save the page. This option should be used **ONLY** if the calculated estimate is not reasonable for your institution and IPEDS comparisons.

Please provide your best estimate of undergraduate and graduate FTE for the 12-month reporting period **only if the calculated FTE estimate below is not reasonable for IPEDS comparison purposes**. Please provide an explanation in the context box if the option is used due to Coronavirus Pandemic.

	Calculated FTE 2020-21	Institution reported FTE 2020-21	Prior year FTE 2019-20
Undergraduate student FTE	18,709	18,709	18,738
Graduate student FTE (excluding doctor's - professional practice student FTE)	6,375	6,375	6,391
Doctor's - professional practice student FTE		3,879	3,912
Total FTE student enrollment		28,963	29,041

 Context notes will be posted on the College Navigator website. Therefore, you should write all context notes using proper grammar (e.g., complete sentences with punctuation) and common language that can be easily understood by students and parents (e.g., spell out acronyms).

--	--

Institution: University of North Carolina at Chapel Hill (199120)

User ID: P1991201

Prepared by

Prepared by

Reporting Reminders:

- The name of the preparer is being collected so that we can follow up with the appropriate person in the event that there are questions concerning the data.
- The Keyholder will be copied on all email correspondence to other preparers.
- The time it took to prepare this component is being collected so that we can continue to improve our estimate of the reporting burden associated with IPEDS.
- Please include in your estimate the time it took for you to review instructions, query and search data sources, complete and review the component, and submit the data through the Data Collection System.
- Thank you for your assistance.

This survey component was prepared by:

<input type="radio"/>	Keyholder	<input type="radio"/>	SFA Contact	<input type="radio"/>	HR Contact
<input type="radio"/>	Finance Contact	<input type="radio"/>	Academic Library Contact	<input checked="" type="radio"/>	Other

Name:

Email:

How many staff from your institution only were involved in the data collection and reporting process of this survey component?

Number of Staff (including yourself)

How many hours did you and others from your institution only spend on each of the steps below when responding to this survey component?
Exclude the hours spent collecting data for state and other reporting purposes.

Staff member	Collecting Data Needed	Revising Data to Match IPEDS Requirements	Entering Data	Revising and Locking Data
Your office	<input type="text"/> hours	<input type="text"/> hours	<input type="text"/> hours	<input type="text"/> hours
Other offices	<input type="text"/> hours	<input type="text"/> hours	<input type="text"/> hours	<input type="text"/> hours

Institution: University of North Carolina at Chapel Hill (199120)

User ID: P1991201

Summary screen

12-Month Enrollment Component Summary

IPEDS collects important information regarding your institution. All data reported in IPEDS survey components become available in the IPEDS Data Center and appear as aggregated data in various Department of Education reports. Additionally, some of the reported data appears specifically for your institution through the College Navigator website and is included in your institution's Data Feedback Report (DFR). The purpose of this summary is to provide you an opportunity to view some of the data that, when accepted through the IPEDS quality control process, will appear on the College Navigator website and/or your DFR. College Navigator is updated approximately three months after the data collection period closes and Data Feedback Reports will be available through the [Data Center](#) and sent to your institution's CEO in November 2021.

Please review your data for accuracy. If you have questions about the data displayed below after reviewing the data reported on the survey screens, please contact the IPEDS Help Desk at: 1-877-225-2568 or ipedshelp@rti.org.

12-Month Unduplicated Headcount and Full-Time Equivalent Students

Total 12-month unduplicated headcount	32,943
Undergraduate student unduplicated headcount	20,591
Graduate student unduplicated headcount	12,352
Total 12-month full-time equivalent (FTE) student enrollment	28,963
Undergraduate student FTE	18,709
Graduate student FTE	6,375
Doctor's-professional practice FTE	3,879

Edit Report

12-month Enrollment

Source	Description	Severity	Resolved	Options
Screen: Distance Education Status				
Upload File	The number of undergraduates of Degree/certificate-seeking - Enrolled exclusively in distance education courses (13,428) is expected to be equal or greater than that of prior year Fall Enrollment survey(18,049). Please correct your data or explain. (Error #9860)	Explanation	Yes	
Reason	Students may be enrolled exclusively in distance education courses in the fall, but enrolled in in-person courses (or a mix of distance education/in-person courses) in the spring/summer. This would result in this group of students reported as enrolled exclusively in distance education courses in the fall enrollment survey, but enrolled in a mix of courses in the 12 month enrollment survey. These enrollment numbers are based on data reported, reviewed, and validated as accurate by the institution and file imported by the coordinator from the University of North Carolina system Student Data Mart following edit checks and comparative analysis.			
Upload File	The number of Graduate Students - Enrolled exclusively in distance education courses (6,332) is expected to be equal or greater than that of prior year Fall Enrollment survey(6,695). Please correct your data or explain. (Error #9866)	Explanation	Yes	
Reason	Students may be enrolled exclusively in distance education courses in the fall, but enrolled in in-person courses (or a mix of distance education/in-person courses) in the spring/summer. This would result in this group of students reported as enrolled exclusively in distance education courses in the fall enrollment survey, but enrolled in a mix of courses in the 12 month enrollment survey. These enrollment numbers are based on data reported, reviewed, and validated as accurate by the institution and file imported by the coordinator from the University of North Carolina system Student Data Mart following edit checks and comparative analysis.			