

Finance 2007-08

Institution: University of North Carolina at Chapel Hill

Finance - Public institutions**Reporting Standard**

Please indicate which reporting standards are used to prepare your financial statements:

- GASB (Governmental Accounting Standard Board), using standards of GASB 34 & 35
- FASB (Financial Accounting Standard Board)

Please consult your business officer for the correct response before saving this screen. Your response to this question will determine the forms you will receive for reporting finance data.

Institution: University of North Carolina at Chapel Hill

Finance - Public institutions

General Information Finance - Public Institutions

To the extent possible, the finance data requested in this report should be provided from your institution's audited General Purpose Financial Statement (GPFS). Please refer to the instructions specific to each page of the survey for detailed instruction and references.

1. Fiscal Year calendar

This report covers financial activities for the 12-month fiscal year: (The fiscal year reported should be the most recent fiscal year ending before October 1, 2007.)

Beginning: month/year (MMYYYY)

Month:

Year:

And ending: month/year (MMYYYY)

Month:

Year:

2. Audit Opinion

Did your institution receive an unqualified opinion on its General Purpose Financial Statements from your auditor for the fiscal year noted above? (If your institution is audited only in combination with another entity, answer this question based on the audit of that entity.)

- Unqualified Qualified Don't know

3. GASB Statement No. 34 offers three alternative reporting models for special-purpose governments like colleges and universities. Which model is used by your institution ?

- Business Type Activities
 Governmental Activities
 Governmental Activities with Business-Type Activities

4. If your institution participates in intercollegiate athletics, are the expenses accounted for as auxiliary enterprises or treated as student services?

- Auxiliary enterprises
 Student services
 Does not participate in intercollegiate athletics
 Other (specify in caveats box below)

5. Does this institution or any of its foundations or other affiliated organizations own endowment assets ?

- Yes - (report endowment assets)
 No


6. Component Units

Each discretely presented component unit should be reported in the same manner and amounts as included on the face of the institution's GPFS. There should be one Finance Survey component unit form (Part F or G) completed for each column on the face of the GPFS **other than the institution itself**, whether that column represents a single component unit or a combination of component units.

Number of component unit columns on GPFS using FASB standards

Number of component unit columns on GPFS using GASB standards

Caveats:



Institution: University of North Carolina at Chapel Hill

Part A - Statement of Net Assets

Fiscal Year 2007

Report in whole dollars only

Line no.		Current year amount	Prior year amount
	<u>Current Assets</u>		
01	Total <u>Current Assets</u>	1,007,273,621	912,750,535
	<u>Noncurrent Assets</u>		
02	<u>Capital assets</u> - depreciable (gross)	2,300,472,813	1,973,433,150
03	<u>Accumulated depreciation</u> (enter as a positive amount)	850,005,324	778,142,797
04	Other noncurrent assets (CV) CV =[A05-(A02-A03)]	2,839,577,110	2,367,986,694
05	Total noncurrent assets	4,290,044,599	3,563,277,047
06	Total assets (CV) CV =(A01+A05)	5,297,318,220	4,476,027,582
	<u>Current Liabilities</u>		
07	<u>Long-term debt, current portion</u>	108,455,898	131,100,504
08	Other <u>current liabilities</u> (CV) CV =(A09-A07)	363,262,436	260,584,233
09	Total current liabilities	471,718,334	391,684,737
	<u>Noncurrent Liabilities</u>		
10	<u>Long-term debt</u>	686,616,685	700,224,231
11	Other noncurrent liabilities (CV) CV =(A12-A10)	723,114,454	456,116,481
12	Total noncurrent liabilities	1,409,731,139	1,156,340,712
13	Total liabilities (CV) CV =(A09+A12)	1,881,449,473	1,548,025,449
	<u>Net Assets</u>		
14	<u>Invested in capital assets, net of related debt</u>	1,211,804,330	1,119,039,950
15	<u>Restricted-expendable</u>	1,090,042,641	430,315,566
16	<u>Restricted-nonexpendable</u>	496,448,465	853,133,381
17	<u>Unrestricted</u> (CV) CV =[A18-(A14+A15+A16)]	617,573,311	525,513,236
	Total Net assets (CV)		

18 CV=(A06-A13)

3,415,868,747

2,928,002,133

CV= Calculated Value

CAVEATS



Institution: University of North Carolina at Chapel Hill

Part A - Plant, Property, and Equipment

Fiscal Year 2007

Report in whole dollars only

Line No.	Description	Beginning balance	Additions	Retirements (CV)	Ending balance
Plant, Property, and Equipment					
21	<u>Land & land improvements</u>	29,252,036	36,827	529,036	28,759,827
22	<u>Infrastructure</u>	367,569,830	15,373,537	0	382,943,367
23	<u>Buildings</u>	1,373,375,954	296,887,330	0	1,670,263,284
24	<u>Equipment</u>	233,487,366	30,807,398	16,028,602	248,266,162
25	Art and <u>library collections</u>	63,727,792	3,557,397	15,254	67,269,935
26	Property obtained under <u>capital leases</u> (if not included in equipment)	0	0	0	0
27	<u>Construction in progress</u>	585,216,057	195,983,647	245,868,035	535,331,669
28	<u>Accumulated depreciation</u>	778,142,797	80,826,849	8,964,322	850,005,324

CV = (Beginning Balance + Additions - Ending Balance)

CAVEATS

Institution: University of North Carolina at Chapel Hill

Part B - Revenues and Other Additions

Fiscal Year 2007

Report in whole dollars only

Line No.	Source of Funds	Current year amount	Prior year amount
Operating Revenues			
01	<u>Tuition & fees, after deducting discounts & allowances</u>	210,651,518	195,882,460
	<u>Grants and contracts - operating</u>		
02	Federal operating grants and contracts	422,661,789	416,083,900
03	State operating grants and contracts	45,255,927	41,841,926
04	Local/private operating grants and contracts	92,571,877	89,975,881
05	Sales & services of <u>auxiliary enterprises,</u> after deducting <u>discounts & allowances</u>	502,765,951	469,440,133
06	<u>Sales & services of hospitals,</u> after deducting <u>patient contractual allowances</u>	0	0
07	<u>Independent operations</u>	0	0
08	Other sources - operating (CV) CV=[B09-(B01++B07)]	24,140,446	22,141,546
09	Total operating revenues	1,298,047,508	1,235,365,846

Institution: University of North Carolina at Chapel Hill

Part B - Revenues and Other Additions

Fiscal Year 2007

Report in whole dollars only

Line No.	Source of funds	Current year amount	Prior year amount
Nonoperating Revenues			
10	Federal appropriations	0	0
11	State appropriations	492,471,029	440,070,173
12	Local appropriations, education district taxes, & similar support	0	0
Grants-nonoperating			
13	Federal nonoperating grants	61,396,465	66,861,707
14	State nonoperating grants	6,648,860	5,682,030
15	Local nonoperating grants	1,020,475	988,982
16	Gifts, including contributions from affiliated organizations	74,291,599	68,823,820
17	Investment income	323,036,755	207,423,036
18	Other nonoperating revenues (CV) CV=[B19-(B10+...+B17)]	0	0
19	Total nonoperating revenues	958,865,183	789,849,748

Institution: University of North Carolina at Chapel Hill

Part B - Revenues and Other Additions

Fiscal Year 2007

Report in whole dollars only

Line No.	Resource of funds	Current year amount	Prior year amount
	Other Revenues and Additions		
20	Capital appropriations	52,887,775	15,775,900
21	Capital grants & gifts	134,511,765	65,645,751
22	Additions to permanent endowments	39,441,876	56,068,953
23	Other revenues & additions (CV) CV=[B24-(B20+...+B22)]	0	0
24	Total other revenues and additions	226,841,416	137,490,604
25	Total all revenues and other additions (CV) CV=(B09+B19+B24)	2,483,754,107	2,162,706,198

CV = Calculated Value

CAVEATS



Institution: University of North Carolina at Chapel Hill

Part C - Expenses and Other Deductions

Fiscal Year 2007

Report in whole
dollars
only

Line No.	Description	1 Current year total	2 Salaries & wages	3 Employee fringe benefits	4 Depreciation	5 All other
Operating Expenses						
01	<u>Instruction</u>	624,128,337	398,305,070	79,641,230	0	146,182,037
02	<u>Research</u>	312,160,215	171,633,563	34,025,965	0	106,500,687
03	<u>Public service</u>	90,025,097	26,762,602	5,840,215	0	57,422,280
05	<u>Academic support</u>	97,775,763	51,889,533	11,600,402	0	34,285,828
06	<u>Student services</u>	25,864,145	9,624,795	2,290,053	0	13,949,297
07	<u>Institutional support</u>	76,188,357	39,905,045	10,088,261	0	26,195,051
08	<u>Operation & maintenance of plant</u>	124,991,133	30,833,668	8,564,811	0	85,592,654
09	<u>Depreciation</u>	80,826,849			80,826,849	
10	<u>Scholarships and fellowships expenses, excluding discounts & allowances (do not include work study here)</u>	56,662,461				56,662,461
11	<u>Auxiliary enterprises</u>	459,659,752	184,143,236	57,120,675	0	218,395,841
12	<u>Hospital services</u>	0	0	0	0	0
13	<u>Independent operations</u>	0	0	0	0	0
14	<u>Other expenses & deductions (CV)</u> CV=[C15-(C01+...+C13)]	0	0	0	0	0
15	<u>Total operating expenses</u>	1,948,282,109	913,097,512	209,171,612	80,826,849	745,186,136
	<u>Prior year amount</u>	1,802,432,211	841,513,619	200,938,232	64,475,131	695,505,229

Institution: University of North Carolina at Chapel Hill

Part C - Expenses and Other Deductions

Fiscal Year 2007

Report in whole dollars only

Line No.	Description	1 Current year total	2 Salaries & wages	3 Employee fringe benefits	4 Depreciation	5 All other
Nonoperating Expenses and Deductions						
16	Interest	42,926,147				42,926,147
17	Other nonoperating expenses & deductions (CV) CV=(C18-C16)	4,679,237	0	0	0	4,679,237
18	Total nonoperating expenses & deductions (CV) CV=(C19-C15)	47,605,384	0	0	0	47,605,384
19	Total expenses & deductions	1,995,887,493	913,097,512	209,171,612	80,826,849	792,791,520
	Prior year amount	1,842,583,328	841,513,619	200,938,232	64,475,131	735,656,346

CV = Calculated Value

CAVEATS

Institution: University of North Carolina at Chapel Hill

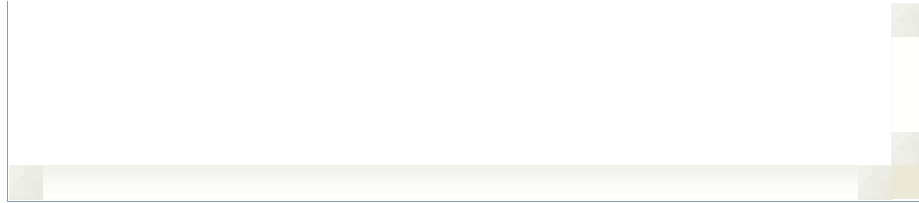
Part D - Summary of Changes In Net Assets

Fiscal Year 2007

Line No.	Description	Current year amount	Prior year amount
01	Total revenues & other additions (from B25)	2,483,754,107	2,162,706,198
02	Total expenses & deductions (from C19)	1,995,887,493	1,842,583,328
03	Increase in net assets during year (CV) CV=(D01-D02)	487,866,614	320,122,870
04	Net assets beginning of year	2,928,002,133	2,607,879,263
05	Adjustments to beginning net assets (CV) CV=[D06-(D03+D04)]	0	0
06	Net assets end of year (from A18)	3,415,868,747	2,928,002,133

CV = Calculated Value

CAVEATS



Institution: University of North Carolina at Chapel Hill

Part E - Scholarships and Fellowships**Part E - Scholarships and Fellowships
Fiscal Year 2007****Report in whole dollars only**

Line No.	Source	Current year amount	Prior year amount
	Institutional Expenses and Discounts & Allowances		
	Gross Scholarships and Fellowships (no loans included)		
01	<u>Pell grants (federal)</u>	6,397,066	6,144,832
02	<u>Other federal grants</u>	30,555,767	30,540,296
03	<u>Grants by state government</u>	31,947,162	27,241,053
04	<u>Grants by local government</u>	19,030	28,407
05	<u>Institutional grants from restricted resources</u>	38,621,733	33,907,372
06	<u>Institutional grants from unrestricted resources (CV)</u> CV=[E07-(E01+...+E05)]	7,600,985	7,147,398
07	Total gross scholarships and fellowships	115,141,743	105,009,358
	<u>Discounts and Allowances</u>		
08	<u>Discounts & allowances applied to tuition & fees</u>	51,093,134	45,272,631
09	<u>Discounts & allowances applied to sales & services of auxiliary enterprises (CV)</u> CV= (E10-E08)	7,386,148	5,631,634
10	Total Discounts & Allowances (CV) CV=(E07-E11)	58,479,282	50,904,265
11	Net scholarships and fellowships expenses after deducting discount & allowances (from C10)	56,662,461	54,105,093

CV = Calculated Value**CAVEATS**

Institution: University of North Carolina at Chapel Hill

Part F - Component Unit That Uses FASB Standards

**Part F - GASB Component Unit that uses FASB Standards
Fiscal Year 2007**

Names of entities included: Arts and Sciences Foundation,
Primary nature (purpose) of unit(s) University Support

Report in whole dollars only

Line No. Current year amount

Statement of Financial Position

01	<u>Long-term investments</u>	127,941,398
02	<u>Other assets (CV)</u> CV=(F03-F01)	46,455,413
03	Total Assets	174,396,811
04	Total liabilities (CV) CV=(F03-F08)	2,548,888
	<u>Net Assets</u>	
05	<u>Temporarily restricted</u>	84,768,974
06	<u>Permanently restricted</u>	71,485,956
07	<u>Unrestricted (CV)</u> CV=[F08-(F05+F06)]	15,592,993
08	Total net assets	171,847,923

Institution: University of North Carolina at Chapel Hill

Part F - Component Unit That Uses FASB Standards**Part F - GASB Component Unit that uses FASB Standards
Fiscal Year 2007**

Report in whole dollars only

Line No.		Current year amount
Statement of Activities		
09	Investment return	25,101,997
10	Other revenues, gains, & other support (CV) CV=(F11-F09)	23,271,160
11	Total revenues, gains, & other support	48,373,157
12	Total expenses	11,220,255
12a	Expenses paid to institution (included in F12)	8,281,289
13	Total losses (CV) CV=(F14-F12)	356,669
14	Total expenses and losses (CV) CV=(F11-F15)	11,576,924
15	Change in net assets	36,796,233
16	Net assets -- beginning of year	134,442,602
17	Adjustments to beginning net assets(CV) CV=[F18-(F15+F16)]	609,088
18	Net assets -- end of year (from F08)	171,847,923

CV = Calculated value

CAVEATS

--

Institution: University of North Carolina at Chapel Hill

Part F - Component Unit That Uses FASB Standards

**Part F - GASB Component Unit that uses FASB Standards
Fiscal Year 2007**

Names of entities included: Educational Foundation Schol
 Primary nature (purpose) of unit(s) University Support

Report in whole dollars only

Line No. Current year amount

Statement of Financial Position

01	Long-term investments	0
02	Other assets (CV) CV=(F03-F01)	199,819,079
03	Total Assets	199,819,079
04	Total liabilities (CV) CV=(F03-F08)	117,367
Net Assets		
05	Temporarily restricted	108,021,706
06	Permanently restricted	91,680,006
07	Unrestricted (CV) CV=[F08-(F05+F06)]	0
08	Total net assets	199,701,712

Institution: University of North Carolina at Chapel Hill

Part F - Component Unit That Uses FASB Standards**Part F - GASB Component Unit that uses FASB Standards
Fiscal Year 2007**

Report in whole dollars only

Line No.		Current year amount
Statement of Activities		
09	Investment return	27,533,904
10	Other revenues, gains, & other support (CV) CV=(F11-F09)	16,673,139
11	Total revenues, gains, & other support	44,207,043
12	Total expenses	6,436,371
12a	Expenses paid to institution (included in F12)	0
13	Total losses (CV) CV=(F14-F12)	0
14	Total expenses and losses (CV) CV=(F11-F15)	6,436,371
15	Change in net assets	37,770,672
16	Net assets -- beginning of year	161,931,040
17	Adjustments to beginning net assets (CV) CV=[F18-(F15+F16)]	0
18	Net assets -- end of year (from F08)	199,701,712

CV = Calculated value

CAVEATS

--

Institution: University of North Carolina at Chapel Hill

Part F - Component Unit That Uses FASB Standards**Part F - GASB Component Unit that uses FASB Standards
Fiscal Year 2007**

Names of entities included: | The Medical Foundation of No
 Primary nature (purpose) of unit(s) | University Support

Report in whole dollars only

Line No. Current year amount

Statement of Financial Position

01	Long-term investments	52,310,810
02	Other assets (CV) CV =(F03-F01)	182,499,967
03	Total Assets	234,810,777
04	Total liabilities (CV) CV =(F03-F08)	697,300
	Net Assets	
05	Temporarily restricted	168,768,719
06	Permanently restricted	52,310,810
07	Unrestricted (CV) CV =[F08-(F05+F06)]	13,033,948
08	Total net assets	234,113,477

Institution: University of North Carolina at Chapel Hill

Part F - Component Unit That Uses FASB Standards**Part F - GASB Component Unit that uses FASB Standards
Fiscal Year 2007**

Report in whole dollars only

Line No.		Current year amount
Statement of Activities		
09	Investment return	32,436,530
10	Other revenues, gains, & other support (CV) CV=(F11-F09)	20,091,230
11	Total revenues, gains, & other support	52,527,760
12	Total expenses	18,134,031
12a	Expenses paid to institution (included in F12)	15,409,135
13	Total losses (CV) CV=(F14-F12)	0
14	Total expenses and losses (CV) CV=(F11-F15)	18,134,031
15	Change in net assets	34,393,729
16	Net assets-beginning of year	200,814,685
17	Adjustments to beginning net assets (CV) CV=[F18-(F15+F16)]	-1,094,937
18	Net assets-end of year (from F08)	234,113,477

CV = Calculated value

CAVEATS

--

Institution: University of North Carolina at Chapel Hill

Part H - Details of Endowment Assets

Fiscal Year 2007

Report in whole dollars only

Line No.	Value of <u>Endowment Assets</u>	<u>Market Value</u>	Prior Year Amounts
	Include not only endowment assets held by the institution, but any assets held by private foundations affiliated with the institution.		
01	Value of <u>endowment assets</u> at the beginning of the fiscal year	1,687,838,091	1,432,550,726
02	Value of <u>endowment assets</u> at the end of the fiscal year	2,178,924,581	1,687,838,091

Institution: University of North Carolina at Chapel Hill

Part J - Revenue Data for Bureau of Census

**Part J - Revenues (Census Bureau)
Fiscal Year 2007**

Source and type	Amount				
	Total for all funds and operations (includes endowment funds, but excludes component units)	Education and general/independent operations	Auxiliary enterprises	Hospitals	Agriculture extension/experiment services
	(1)	(2)	(3)	(4)	(5)
01 Tuition and fees	261,744,652	261,744,652			
02 Sales and services	529,039,179	18,887,080	510,152,099	0	0
03 Federal grants/contracts (excludes Pell Grants)	422,927,591	422,927,591	0	0	0
Revenue from the state government:					
04 State appropriations, current & capital	545,358,804	545,358,804	0	0	0
05 State grants and contracts	164,105,894	164,105,894	0	0	0
Revenue from local governments:					
06 Local appropriation, current & capital	0	0	0	0	0
07 Local government grants/contracts	92,571,877	92,571,877	0	0	0
08 Receipts from property and non-property taxes	0				
09 Gifts and private grants, including capital grants	89,953,397				
10 Interest earnings	275,515,461				
11 Dividend earnings	0				
12 Realized capital gains	-96,623,058				

CAVEATS

--

Institution: University of North Carolina at Chapel Hill

Part K - Expenditure Data for Bureau of Census

**Part K - Expenditures
Fiscal Year 2007**

Category	Amount				
	Total for all funds and operations (includes endowment funds, but excludes component units)	Education and general/independent operations	Auxiliary enterprises	Hospitals	Agriculture extension/experiment services
	(1)	(2)	(3)	(4)	(5)
01 Salaries and wages	913,097,512	728,954,276	184,143,236	0	
02 Employee benefits, total	209,171,613	152,050,938	57,120,675	0	
03 Payment to state retirement funds (maybe included in line 02 above)	28,759,088	21,921,157	6,837,931		
04 Current expenditures other than salaries	688,523,676	470,127,834	218,395,842		
Capital outlay:					
05 Construction	288,615,429	254,142,109	34,473,320		
06 Equipment purchases	36,757,856	33,839,994	2,917,862		
07 Land purchases	36,827	36,827	0		
08 Interest on debt outstanding, all funds & activities	42,553,578				
09 Scholarships/fellowships	115,141,743	115,141,743			


CAVEATS

Institution: University of North Carolina at Chapel Hill

Part L - Debt and Assets, page 1**Part L - Debt and Assets
Fiscal Year 2007****Debt**

Category	Amount
01 Long-term debt outstanding at beginning of fiscal year	803,846,072
02 Long-term debt issued during fiscal year	0
03 Long-term debt retired during fiscal year	18,539,267
04 Long-term debt outstanding at end of fiscal year	785,306,805
05 Short-term debt outstanding at beginning of fiscal year	117,414,000
06 Short-term debt outstanding at end of fiscal year	192,414,000

CAVEATS



Institution: University of North Carolina at Chapel Hill

Part L - Debt and Assets, page 2

**Part L - Debt and Assets (page 2)
Fiscal Year 2007**

Assets

Category	Amount
07 Total cash and security assets held at end of fiscal year in sinking or debt service funds	36,917,024
08 Total cash and security assets held at end of fiscal year in bond funds	12,879,694
09 Total cash and security assets held at end of fiscal year in all other funds	7,698,716

CAVEATS

Institution: University of North Carolina at Chapel Hill

Explanation Report

There are no explanations for selected survey and institution

[Print Form\(s\)](#) [GoBack](#)